

Additional Information

In this guide, we have highlighted ten communication strategies that you can use with learners diagnosed with a Fetal Alcohol Spectrum Disorder and which also work well with all learners. To view the eLearning module which accompanies this information pamphlet, please visit our website at www.fasdoutreach.ca

It is important to remember that each student is an individual with varied strengths and needs. It is through building a relationship with our learners and getting to know their strengths that we can discover which strategies will allow us to communicate successfully with them.



Communication Tips!

1. Use clear language
2. Use positive phrasing
3. Avoid idioms
4. Be consistent
5. Use visual supports
6. Give directions one at a time
7. Give directions in order
8. Ask concrete questions
9. Ask the learner to show understanding
10. Allow more time



Provincial Outreach Program for
Fetal Alcohol Spectrum Disorder

POPFASD

3400 Westwood Drive,
Prince George, BC
V2N 1S1

Phone: 250-564-6574

Fax: 250-563-5487

www.fasdoutreach.ca

Communication Strategies That Work!



Provincial Outreach
Program for Fetal
Alcohol Spectrum
Disorder

www.fasdoutreach.ca


For learners
with a Fetal
Alcohol
Spectrum
Disorder

Communication Strategies that work

1.

Use clear language - drop all extra words

Class, put your books away now.
(Susan, books away now)



2.

Use positive phrasing - say what to do, not what not to do

Don't Run John, Walk




3.

Avoid using idioms

Don't let the cat out of the bag

Meow, Meow!!




4.

Be Consistent - repeat the same words




Have a seat
Quit visiting
You are off-task
Get back to work

Bob, keep working.
Keep working.

5.

Use visual supports

Class Rules

	Quiet Voice
	Hands to Yourself
	Listen to Teacher

6.

Give directions one at a time

First, take everything out of your locker.



I can do that!



7.

Give directions in order
Avoid "before/after"

First math, then basketball.

8.

Ask concrete questions

Where do you live?

Bob, tell me your address.

In a house

425 Leaf Street, Prince George





9.

Ask the student to show they understand

Please show me how you open your lock.

You've got it!

10.

Allow More Time!

Did you hear the question?

Should I ask someone else?

I know, I know!



Provincial Outreach Program for Fetal Alcohol Spectrum Disorder



www.fasdoutreach.ca